

ART SPECIFICATIONS

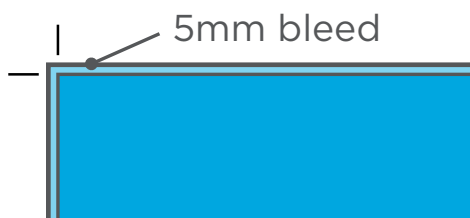
Your print ready files must be supplied in the following formats to assist us in meeting your production quality and timeline expectations.

- Please supply files in CMYK.
- If you have specific colours to be matched, please supply a PANTONE reference or a printed sample to match.
- All fonts to be supplied or to be converted to outlines.
- If art is not setup to 100% (actual size) please note the scaling in the file name.
- Embed linked images or supply linked files.
- Minimum image resolution:
A1 & below:
300dpi at actual size.
Above A1:
100dpi at actual size.

BLEED AREA:

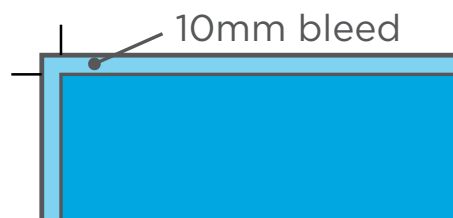
SINGLE SIDED

A minimum of 5mm bleed to be applied.



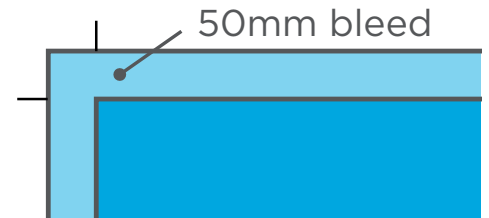
DOUBLE SIDED & MOUNTED

A minimum of 10mm bleed to be applied.



FABRIC

A minimum of 50mm bleed to be applied.



FILE FORMATS:

Adobe Illustrator - vector artwork (.ai, .eps)

Adobe Photoshop - rasterised artwork (.jpg, .tiff, .psd, .bmp, .eps)

Adobe InDesign - page layout files (.indd, .idml) **Please package with font & links.*

Adobe Acrobat - PDF files (.pdf)

Please remember to supply us with all the relevant files & links for output (eg. fonts and graphics).

Any other information relevant to the file or print job would be greatly appreciated.

ART SPECIFICATIONS

Please supply each piece of artwork as a separate print ready file.



Please do not include any additional information on finished artwork (ie. substrate, size, finishing, quantity).

This information can be provided in a separate proof sheet and/or the purchase order.



Please ensure the art work has cropmarks at the trim size and 5mm-10mm bleed outside that area.

Page size is equal to the artwork size + bleed + crops.



ART SPECIFICATIONS

CUT TO SHAPE ARTWORK

Please ensure files have bleed.

Place the dieline one a separate layer and preferably make it a spot colour.

